

ICSSR Data Service

Indian Social Science Data Repository

User Manual

Find and Access Data



Indian Council of Social Science Research

Find and Access Data in ICSSR Data Service

Datasets available in the ICSSR Data Service are accessible to users for further study, research, teaching and learning purposes. The ICSSR Data Service is designed with simple and intuitive search and browse interfaces enabling users to access their desired datasets. All the datasets available in the ICSSR Data Service are organized according to their data characteristics. Users can search these datasets using intuitive search interface to find and locate their desired data/information. Users can also search the Data Catalogue that facilitates users to search by title, creator, subject keywords, description, coverage, series, identifier, etc. After finding the dataset, users can analyse the data online or export/download it in a variety of formats compatible with software such as MS-Excel, Stata and SPSS. This guide is prepared for users wherein each and every step involved in the process of finding, accessing, and downloading data from the ICSSR Data Service is described in detail.

Users are required to click at "Microdata Catalog" available at the "Home Page" of the ICSSR Data Service to find datasets available in the repository as shown in the Figure -1 below.

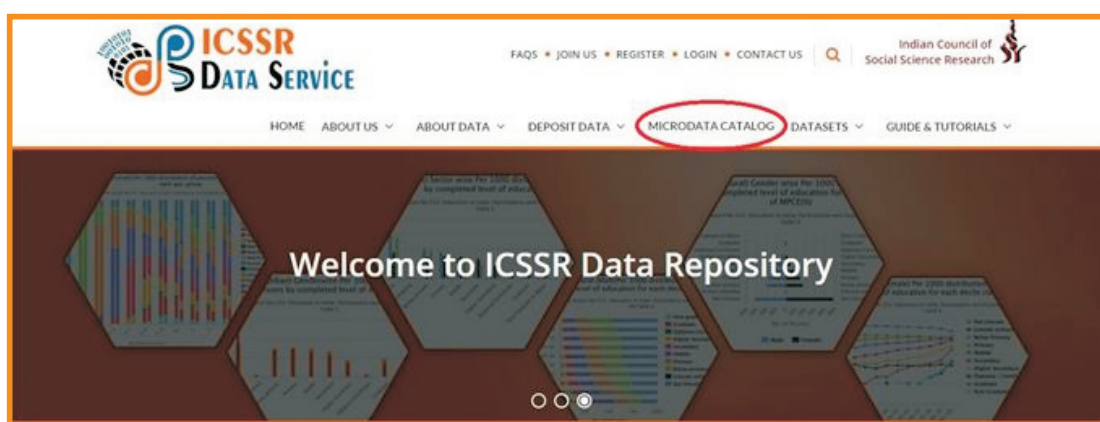


Figure-1: Home Page of ICSSR Data Service

However, the users are required to register themselves to get access to the datasets available in the ICSSR Data Service. The "Register" link is available on the top right corner of navigation bar of the ICSSR Data Service portal.

Click on "Register" link to get the "User Registration Form" as shown in the Figure-2 below. Users are required to fill-in the registration form with all required details and click on "Register" button available at the bottom of the form. The details of the users will be verified by the ICSSR Data Service and the registered users will be enabled to download datasets from the repository. User registration is one time process, on successful activation, a user can "Login" to his/her account using user ID and password for using/downloading datasets from the repository as shown in the Figure-3 below.

Figure-2: User Registration Form

Figure-3: Log In Page

Once logged in, users are redirected to the "Central Data Catalog" of the ICSSR Data Service's data repository where complete list of datasets available in the data repository is displayed as shown in the Figure-4 below.

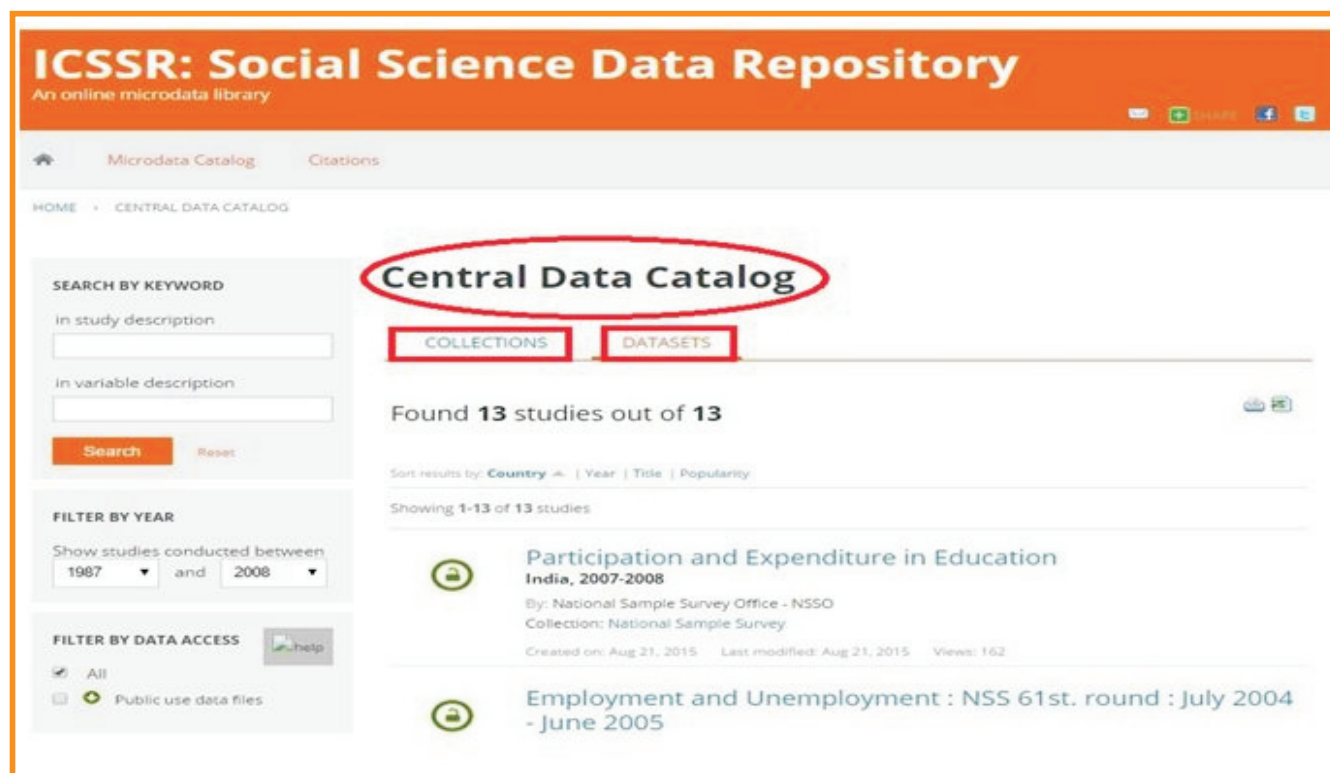


Figure-4: Central Data Catalogue

Users can search the data catalog using appropriate 'keywords'. Moreover, the user can filter the search results using different filters as shown in the Figure - 5 below.

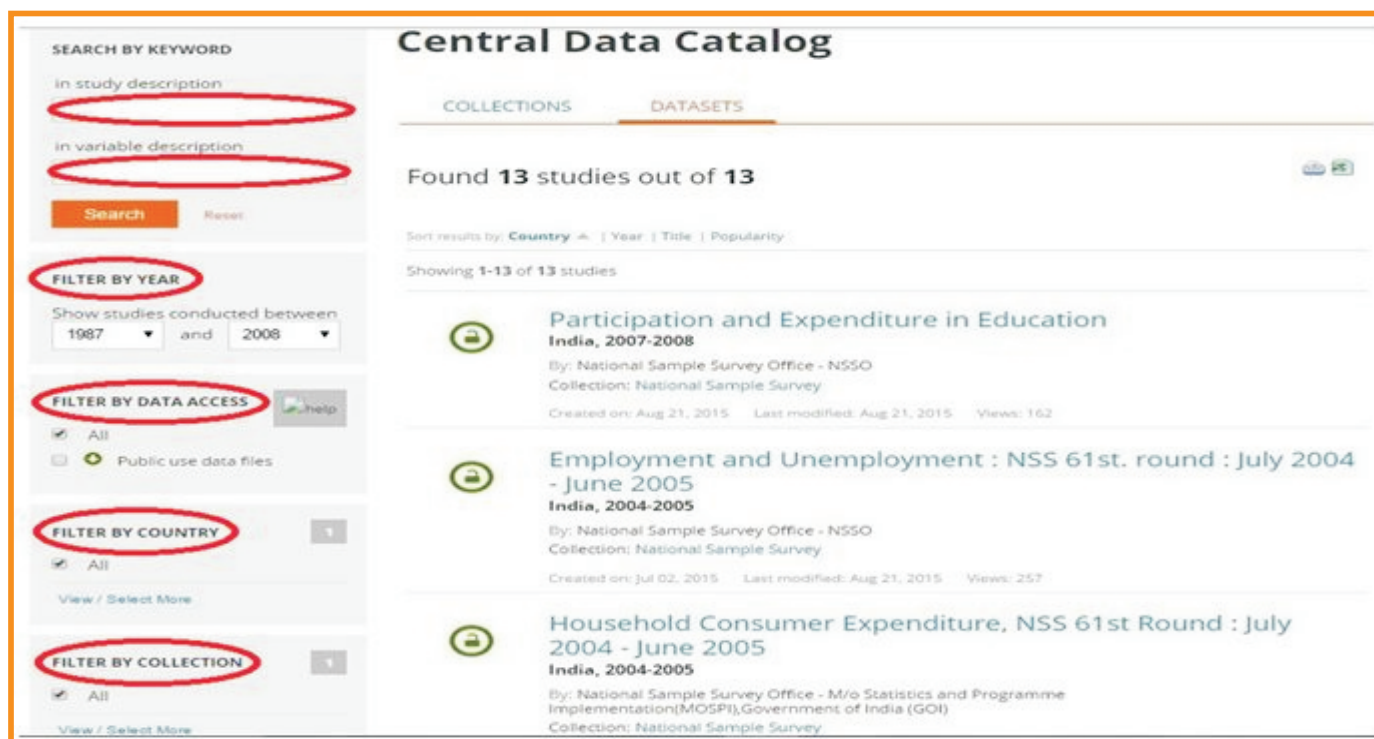


Figure-5: Filters to Narrow Down Search Results

Once a user locates desired dataset, he/she can get all information about the dataset including the data itself as shown in the Figure-6 below.

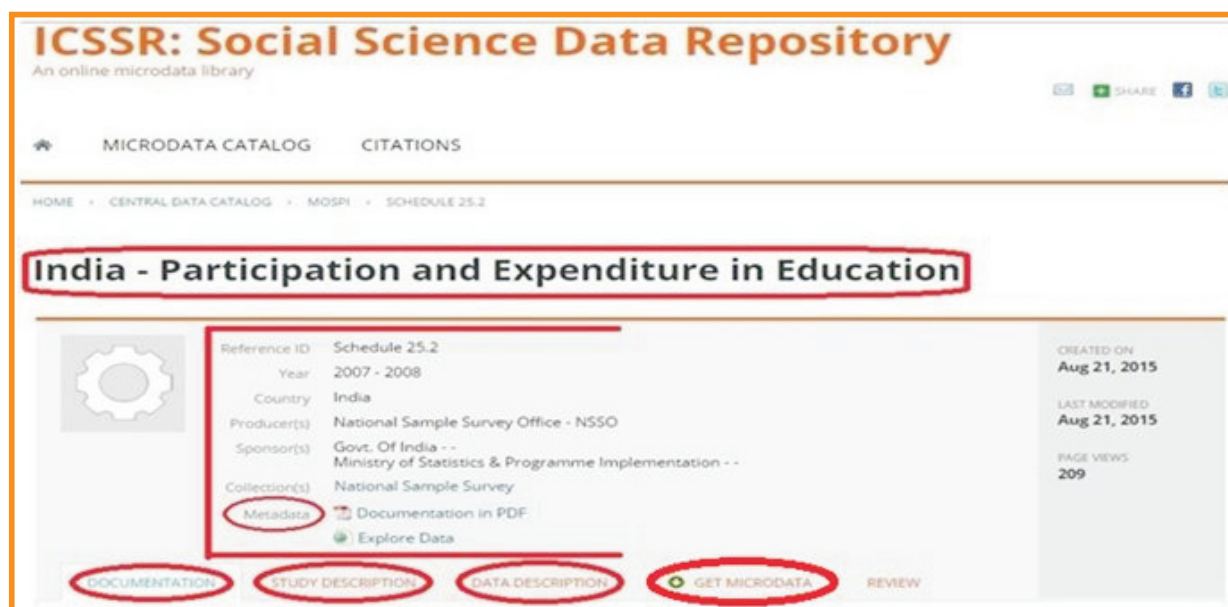


Figure-6 Detailed View of Selected Dataset

All datasets available in the ICSSR Data Service are organized into the following four tabs i.e. I) Documentation, ii) Study Description, iii) Data Description, and iv) Get Microdata as shown in the Figure-6 above.

I) Documentation

The Figure-7 shown below displays "Documentation" tab available for the dataset entitled "Participation and Expenditure in Education". It includes details about the questionnaires, technical documents, other accompanied materials used in the survey process, and reports that describe the key results of the study. User can view/download these materials and reports for their use.

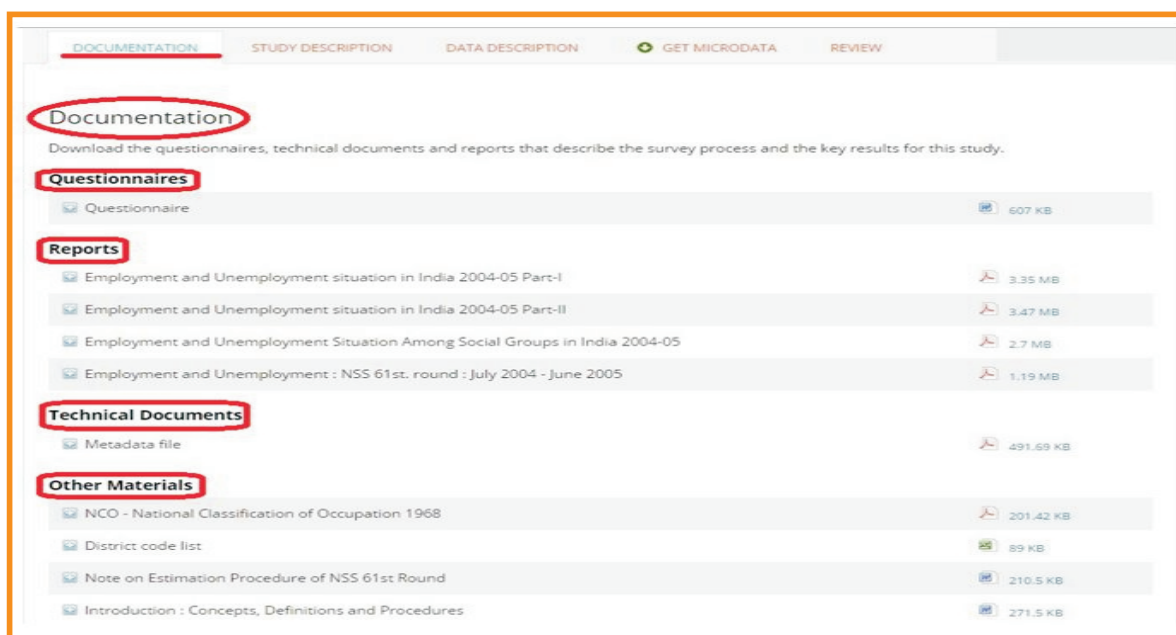


Figure-7: Documentation Tab

ii) Study Description

The "Study Description" tab shown in the Figure-8 below provides detailed information of selected dataset that includes metadata, identification, abstract, sampling procedure, data collection methodology, time period, ease of data access, and export data in DDI-XML format, etc.

DOCUMENTATION **STUDY DESCRIPTION** DATA DESCRIPTION GET MICRODATA REVIEW

Overview

Overview

Identification

COUNTRY
India

TITLE
Employment and Unemployment : NSS 61st, round : July 2004 - June 2005

ID NUMBER
DDI-IND-MOSPI-NSSO-61-12-2011

Version

VERSION DESCRIPTION
Anonymised dataset for public distribution.

Overview

ABSTRACT

One of the important surveys conducted regularly by the nss is the quinquennial survey on employment-unemployment. The first such survey was done during september 1972 - october 1973 corresponding to the 27th round of nss.

The seventh such all-india survey on the situation of employment and unemployment in India was carried out as a part of the 61st round of the national sample survey organisation (nss) during the period july 2004 - june 2005. In this survey, a nation-wide enquiry was conducted to provide estimates on various characteristics pertaining to employment and unemployment in India and some characteristics associated with them at the national and state levels. Information on various facets of employment and unemployment in India was collected through a schedule of enquiry (schedule 10).

In this survey, apart from the information usually collected in the quinquennial rounds, information on some new items has been collected. This has been done following the suggestions made by the Working Group set up to finalise the survey methodology and schedules of enquiry of the 61st round. Some of the more important among them, which have enlarged the scope of the survey are stated below:

Figure-8: Study Description Tab

iii) Data Description

The "Data Description" tab shown in the Figure-9 below provides description of selected dataset that includes the block-level/file-level description, nos. of cases and variables available in each block/file.

DOCUMENTATION **STUDY DESCRIPTION** **DATA DESCRIPTION** GET MICRODATA REVIEW

Search dictionary

Data Description

File	Description	Cases	Variables
Block-1&2- Level-01-Identification of sample household and particulars of field operations	Contains identification particulars of the sample household and particulars of field operations	65926	40
Block-3-Level-02 Household Characteristics	Certain household characteristics, such as, household size, principal industry, principal occupation, household type, religion, social-group, the distance to the nearest primary, upper primary and secondary schools, whether the household has computer and access to internet, household's usual consumer expenditure in a month, etc. is recorded in this block.	65926	37
Block-4 - Level-03 Demographic and other particulars of Household members	This block contains demographic particulars (viz., relation to head, sex, age, and marital status), educational level, status of current educational enrolment and attendance and response to queries on IT literacy etc.	310827	38
Block-6 - Level-04 Particulars of expenditure	This dataset records all the private expenditures (item-wise) incurred and/or to be incurred during the current academic session on the education of the household members on the basic course canvassed in block 5. If duration of the course is more than one year, then current academic session will be taken as of one-year even if the course follows three to six months semester system and accordingly the expenditure will be recorded. The amount should be recorded in nearest rupees in whole number.	93513	34
Block-5 - Level-05 education particulars on basic course	This dataset contains education particulars on basic courses of those aged 5-29 years who are currently attending at primary level and above. A household member is considered a student if he is aged between 5 - 29 years and currently attending a course at primary level and above. The canvassing of this block is based on the particulars of a basic course, for students only.	93513	56
Block-7 - Level-06 Particulars of persons currently not attending any educational institution	This dataset contains information on persons who are not currently attending any educational institution including those, who are currently enrolled but currently not attending.	51657	36

Figure-9: Data Description Tab

A user can find out details by clicking on each block as shown in the Figure-10 below to find out variables, nos. of variables, name of variables and their associated label, etc.

Data Description

Data File: Block-1&2- Level-01-Identification of sample household and particulars of field operations

Content: Contains Identification particulars of the sample household and particulars of field operations

Cases: 65926

Variable(s): 40

Structure: Type: relational
Keys: HH_ID (Household Identification)

Producer: NSSO

Variables

NAME	LABEL	QUESTION
HH_ID	Household Identification	
centre	centre	
fsu	FSU srl. no.	
round	round	
sch	Schedule	
sample	sample	
sector	sector	
nssregion	NSS Region	
state_cd	State code	
district	District	
state_district	State + District	
stratum	stratum	
sstratum	Sub Stratum	
sround	Sub round	
ssample	Sub Sample	
fod	FOD sub region	
hamlet_grp	Hamlet Group/ Sub Block No.	

Figure-10: Detailed View of Data Description Tab

iv) Get Microdata or Explore Online

There are two options available in the data repository, i. e. Explore Data Online or Get Microdata as shown in Figure-11 below.

ICSSR: Social Science Data Repository
An online microdata library

MICRODATA CATALOG CITATIONS

HOME > CENTRAL DATA CATALOG > MOSPI > SCHEDULE 25.2

India - Participation and Expenditure in Education

Reference ID	Schedule 25.2	CREATED ON Aug 21, 2015 LAST MODIFIED Aug 21, 2015 PAGE VIEWS 209
Year	2007 - 2008	
Country	India	
Producer(s)	National Sample Survey Office - NSSO	
Sponsor(s)	Govt. Of India - - Ministry of Statistics & Programme Implementation - -	
Collection(s)	National Sample Survey	
Metadata	Documentation in PDF Explore Data	

DOCUMENTATION STUDY DESCRIPTION DATA DESCRIPTION **GET MICRODATA** REVIEW

Figure-11: Get Microdata Tab

a) Explore Data Online

User can explore the datasets online by clicking on "Explore Data" link as shown in the Figure-11 above. In this option, users can explore the data using online visualization tool as shown in the Figure-12 below. The data can also be viewed in tabular format by clicking on the table option available in the same page extent right to the chart option as shown in the Figure-13 below.

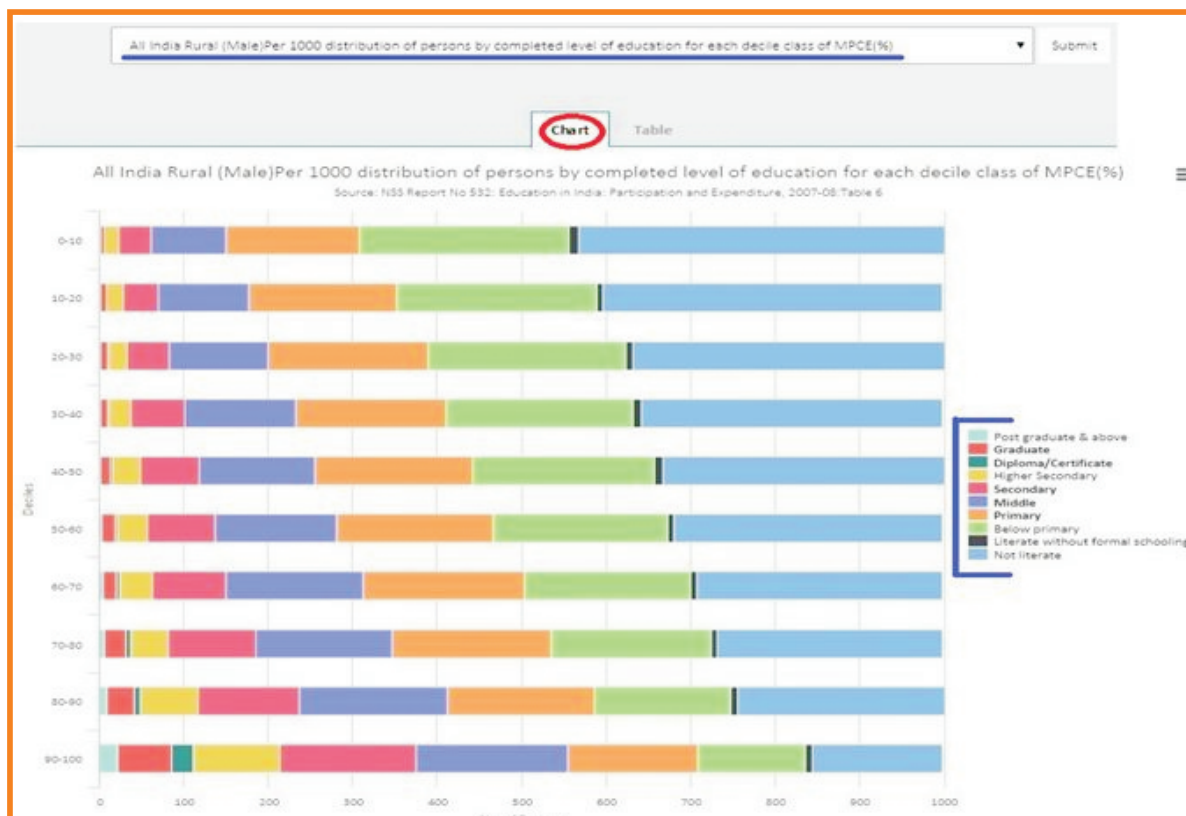


Figure-12: Online Data Exploration Platform

All India Rural (Male) Per 1000 distribution of persons by completed level of education for each decile class of MPCE(%)										
Submit										
Chart Table										
Deciles of MPCE	0-10	10-20	20-30	30-40	40-50	50-60	60-70	70-80	80-90	90-100
Not literate	431	402	368	357	332	318	291	267	244	155
Literate without formal schooling	11	8	9	10	10	8	7	7	9	8
Below primary	249	236	233	221	216	207	197	190	161	127
Primary	158	176	190	179	186	185	191	189	174	154
Middle	89	107	117	131	138	144	163	161	175	180
Secondary	38	42	50	64	70	80	87	103	120	161
Higher Secondary	17	19	22	26	32	36	39	45	68	103
Diploma/Certificate	1	1	1	1	3	2	4	6	7	25
Graduate	4	7	8	9	11	16	16	26	33	65
Post graduate & above	1	1	2	1	2	3	4	5	9	21

Figure-13: Online Data Exploration Platform

Further, the user has the option to select from the drop-down menu/list for graphical representation of pre-entered data along with tabular format as shown Figure-14, Figure-15 and Figure-16 below.



Figure-14: Graphical Representation

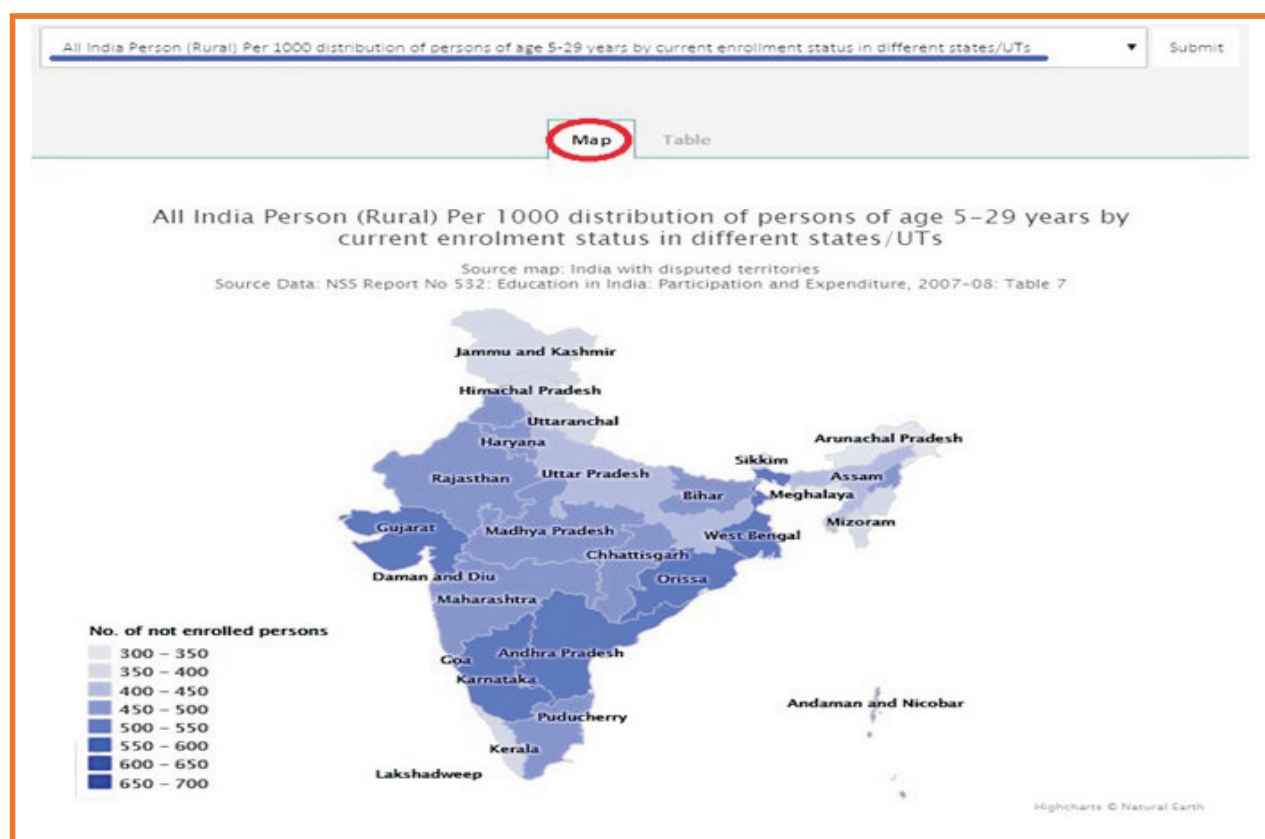


Figure-15: Graphical Representation

All India Person (Rural) Per 1000 distribution of persons of age 5-29 years by current enrollment status in different states/UTs					
<div> Map <div>Table</div> </div>					
States /UTs	Not Enrollment	States /UTs	Not Enrollment	States /UTs	Not Enrollment
Andaman Nikobar	473	Nagaland	486	Orissa	530
West Bengal	506	Manipur	358	Dadra Nagar Haveli	543
Lakshydeep	367	Tripura	424	Delhi	515
Puducherry	452	Madhya Pradesh	478	Himachal Pradesh	399
Daman and diu	536	Chhattisgarh	460	Rajasthan	470
Mizoram	397	Arunachal Pradesh	344	Uttar Pradesh	438
Assam	422	Meghalaya	321	Uttarakhand	385
Punjab	492	Kerala	387	Jarikhand	433
Goa	527	Tamilnadu	472	Chandigarh	460
Gujarat	519	Andhra Pradesh	509	Bihar	472
Jammu Kashmir	377	Karnataka	500	Sikkim	386
Haryana	461	Maharashtra	471		

Figure-16: Graphical Representation

b) Get Microdata

Apart from exploring data online, users have an option to download the dataset into their system in different formats such as MS-Excel, Jason, Stata, etc., by clicking on "Get Microdata" and can explore it later. The users are redirected to an online application form "Application for Access to a Public Use Dataset" as shown in Figure-17 below. Users are required to fill-up the form to get access to dataset. Further, users are required to go through the "Terms and Conditions" related to the use of data very carefully and "Agree" to these terms and conditions and click on "Submit" button to download the desired dataset as shown in the Figure- 17 below.

DOCUMENTATION
STUDY DESCRIPTION
DATA DESCRIPTION

GET MICRODATA

REVIEW

Application for Access to a Public Use Dataset

Fields marked with * are mandatory.

The information provided on this page will be kept confidential and will be used for internal purposes only.

First name

Last name

Organization

E-mail

Dataset requested

1 - Employment and Unemployment : NS5 61st. round : July 2004 - June 2005

* Intended use of the data:

Please provide a short description of your research project (project question, objectives, methods, expected outputs, partners)

Terms and conditions

1. The data and other materials provided by the National Data Archive will not be redistributed or sold to other individuals, institutions, or organizations without the written agreement of the National Data Archive.

2. The data will be used for statistical and scientific research purposes only. They will be used solely for reporting of aggregated information, and not for investigation of specific individuals or organizations.

3. No attempt will be made to re-identify respondents, and no use will be made of the identity of any person or establishment discovered inadvertently. Any such discovery would immediately be reported to the National Data Archive.

4. No attempt will be made to produce links among datasets provided by the National Data Archive, or among data from the National Data Archive and other datasets that could identify individuals or organizations.

5. Any books, articles, conference papers, theses, dissertations, reports, or other publications that employ data obtained from the National Data Archive will cite the source of data in accordance with the Citation Requirement provided with each dataset.

6. An electronic copy of all reports and publications based on the requested data will be sent to the National Data Archive.

7. The original collector of the data, the National Data Archive, and the relevant funding agencies bear no responsibility for use of the data or for interpretations or inferences based upon such uses.

By continuing past this point to the data retrieval process, you signify your agreement to comply with the above-stated terms and conditions and give your assurance that the use of statistical data obtained from the National Data Archive will conform to widely-accepted standards of practice and legal restrictions that are intended to protect the confidentiality of respondents.

I Agree

Submit

Figure-17: Downloading of Dataset

On submission of data access application form, users are allowed to all view/download "Data Files" associated with the dataset. Now, user can directly download the raw data files submitted by the Data Depositor or the transformed data files such as TSV, SAV, etc. The user can view volume and size of selected raw and transformed dataset. To download selected data, user have to click on "Download" link available at the right side of the page as shown in the Figure-18 below. Then, automatically the selected data will be downloaded into the users' system.

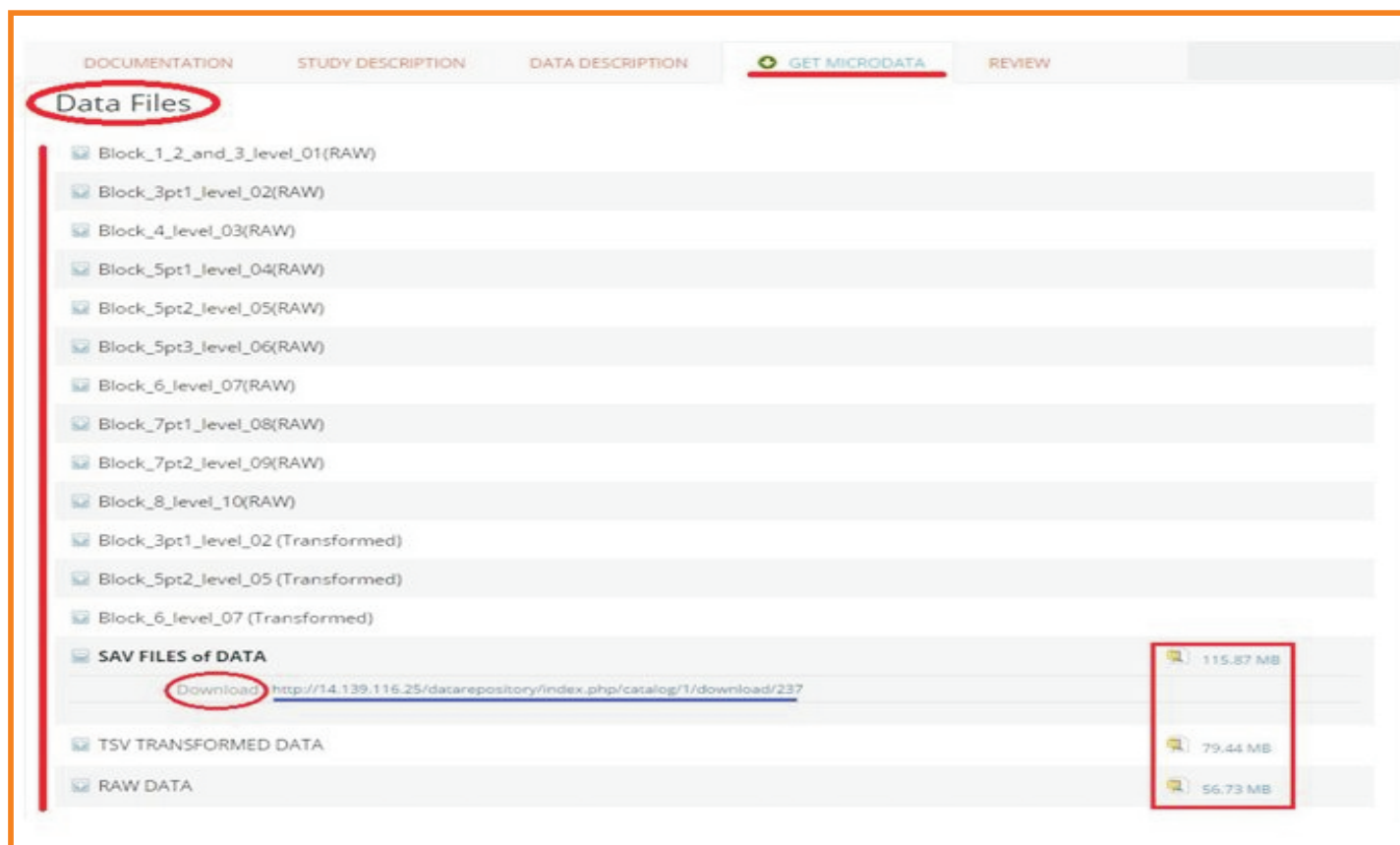


Figure-18: Data Download Page

Feedback

User can provide feedback/reviews on the dataset used by them using the repository which will be displayed as "Reviewer notes" along with the specified dataset in the repository. To do so, user has to click the "Add note" button as shown in Figure-19.

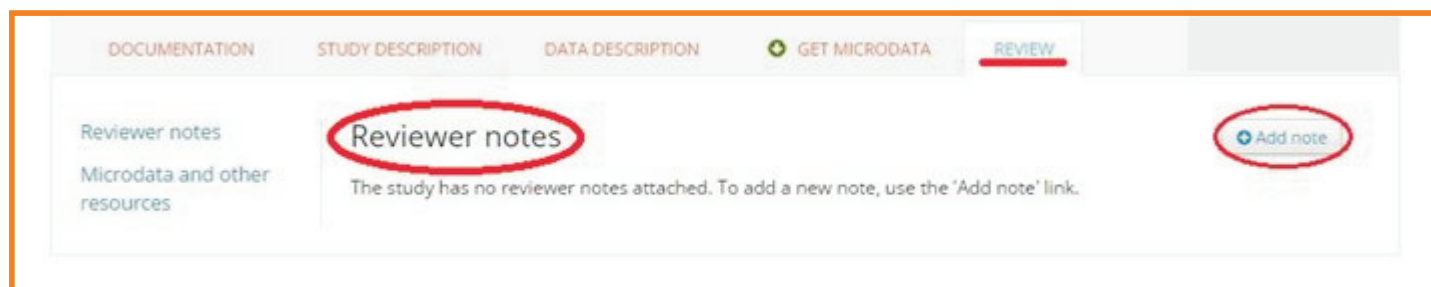


Figure-19: Users Feedback

For further information please contact

Dr. Upendra Choudhury

Member-Secretary

Indian Council of Social Science Research

Aruna Asaf Ali Marg

New Delhi - 110067

E-mail: uchoudhury@icssr.org

Dr. Jagdish Arora

Director

Information and Library Network Centre

An IUC of UGC

Infocity, Gandhinagar -382007

Gujarat



Indian Council of Social Science Research

JNU Institutional Area, Aruna Asaf Ali Marg
New Delhi - 110067 (INDIA)

For more information : <http://www.icssrdataservice.in/>.