

State (State)

File: Block-1-3-Household-Records

Overview

Type: Discrete Valid cases: 115409

Format: character Invalid: 0

Width: 2














Questions and instructions

LITERAL QUESTION

State code

CATEGORIES

Value	Category	Cases	
02	Andhra Pradesh	8565	<input type="checkbox"/> 7.4%
03	Arunachal Pradesh	1303	<input type="checkbox"/> 1.1%
04	Assam	4080	<input type="checkbox"/> 3.5%
05	Bihar	9138	<input type="checkbox"/> 7.9%
06	Goa	360	<input type="checkbox"/> 0.3%
07	Gujarat	4595	<input type="checkbox"/> 4.0%
08	Haryana	1737	<input type="checkbox"/> 1.5%
09	Himachal Pradesh	2275	<input type="checkbox"/> 2.0%
10	Jammu & Kashmir	1348	<input type="checkbox"/> 1.2%
11	Karnataka	5102	<input type="checkbox"/> 4.4%
12	Kerala	4390	<input type="checkbox"/> 3.8%
13	Madhya Pradesh	8545	<input type="checkbox"/> 7.4%
14	Maharashtra	9980	<input type="checkbox"/> 8.6%
15	Manipur	1700	<input type="checkbox"/> 1.5%
16	Meghalaya	1595	<input type="checkbox"/> 1.4%
17	Mizoram	1428	<input type="checkbox"/> 1.2%
18	Nagaland	698	<input type="checkbox"/> 0.6%
19	Orissa	4375	<input type="checkbox"/> 3.8%
20	Punjab	3991	<input type="checkbox"/> 3.5%

21	Rajasthan	4900	 4.2%
22	Sikkim	640	 0.6%
23	Tamil Nadu	7945	 6.9%
24	Tripura	2090	 1.8%
25	Uttar Pradesh	13458	 11.7%
26	West Bengal	7817	 6.8%
27	A & N Islands	899	 0.8%
28	Chandigarh	230	 0.2%
29	Dadra & Nagar Haveli	318	 0.3%
30	Daman & Diu	160	 0.1%
31	Delhi	1047	 0.9%
32	Lakshdweep	310	 0.3%
33	Pondicherry	390	 0.3%

Warning: these figures indicate the number of cases found in the data file. They cannot be interpreted as summary statistics of the population of interest.

INTERVIEWER INSTRUCTIONS

State to which the sample village/block belongs to will be recorded here as per the code list.