

State (State)

File: Blocks 1,3_Household Characteristics

Overview

Type: Discrete Valid cases: 26949

Format: character Invalid: 0

Width: 2














Questions and instructions

LITERAL QUESTION

State

CATEGORIES

Value	Category	Cases	
02	Andhra Pradesh	1964	<input type="checkbox"/> 7.3%
03	Arunachal Pradesh	221	<input type="checkbox"/> 0.8%
04	Assam	932	<input type="checkbox"/> 3.5%
05	Bihar	2164	<input type="checkbox"/> 8.0%
06	Goa	112	<input type="checkbox"/> 0.4%
07	Gujarat	1130	<input type="checkbox"/> 4.2%
08	Haryana	405	<input type="checkbox"/> 1.5%
09	Himachal Pradesh	542	<input type="checkbox"/> 2.0%
10	Jammu & Kashmir	556	<input type="checkbox"/> 2.1%
11	Karnataka	1149	<input type="checkbox"/> 4.3%
12	Kerala	1016	<input type="checkbox"/> 3.8%
13	Madhya Pradesh	1912	<input type="checkbox"/> 7.1%
14	Maharashtra	2194	<input type="checkbox"/> 8.1%
15	Manipur	312	<input type="checkbox"/> 1.2%
16	Meghalaya	332	<input type="checkbox"/> 1.2%
17	Mizoram	299	<input type="checkbox"/> 1.1%
18	Nagaland	268	<input type="checkbox"/> 1.0%
19	Orissa	1004	<input type="checkbox"/> 3.7%
20	Punjab	928	<input type="checkbox"/> 3.4%

21	Rajasthan	1142	 4.2%
22	Sikkim	272	 1.0%
23	Tamil Nadu	2035	 7.6%
24	Tripura	383	 1.4%
25	Uttar Pradesh	3139	 11.6%
26	West Bengal	1828	 6.8%
27	A & N Islands	182	 0.7%
28	Chandigarh	64	 0.2%
29	Dadra & Nagar Haveli	32	 0.1%
30	Daman & Diu	32	 0.1%
31	Delhi	304	 1.1%
32	Lakshdweep	32	 0.1%
33	Pondicherry	64	 0.2%

Warning: these figures indicate the number of cases found in the data file. They cannot be interpreted as summary statistics of the population of interest.

Imputation and Derivation

DERIVATION

This variable has been derived from the variable "State Region" to enable the users to easily access state wise data.