

## State Code (State)

File: IDENTIFICATION PARTICULARS (B1,2,6)

### Overview

Type: Discrete    Valid cases: 49365  
Format: numeric    Invalid: 0  
Width: 2            Minimum: 0  
Decimals: 0        Maximum: 33  
Mean: 13.4















### Questions and instructions

LITERAL QUESTION

State Code

#### CATEGORIES

Value	Category	Cases	
0	NR	2	<input type="checkbox"/> 0.0%
1	1	1	<input type="checkbox"/> 0.0%
2	ANDHRA PRADESH	4520	<input type="checkbox"/> 9.2%
3	ASSAM	970	<input type="checkbox"/> 2.0%
4	BIHAR	1694	<input type="checkbox"/> 3.4%
5	GUJARAT	4982	<input type="checkbox"/> 10.1%
6	HARYANA	1606	<input type="checkbox"/> 3.3%
7	HIMACHAL PRADESH	262	<input type="checkbox"/> 0.5%
8	JAMMU & KASHMIR	225	<input type="checkbox"/> 0.5%
9	KARNATAKA	2884	<input type="checkbox"/> 5.8%
10	KERALA	1865	<input type="checkbox"/> 3.8%
11	MADHYA PRADESH	1766	<input type="checkbox"/> 3.6%
12	MAHARASHTRA	6529	<input type="checkbox"/> 13.2%
13	MANIPUR	41	<input type="checkbox"/> 0.1%
14	MEGHALAYA	32	<input type="checkbox"/> 0.1%
15	NAGALAND	57	<input type="checkbox"/> 0.1%
16	ORISSA	875	<input type="checkbox"/> 1.8%
17	PUNJAB	2678	<input type="checkbox"/> 5.4%

18	RAJASTHAN	1707	 3.5%
20	TAMIL NADU	6016	 12.2%
21	TRIPURA	327	 0.7%
22	UTTAR PRADESH	5287	 10.7%
23	WEST BENGAL	2668	 5.4%
24	ANDAMAN AND NICOBAR ISLANDS	52	 0.1%
25	25	5	 0.0%
26	CHANDIGARH	278	 0.6%
27	DADRA AND NAGAR HAVELI	121	 0.2%
28	DELHI	1454	 2.9%
29	GOA	205	 0.4%
31	31	1	 0.0%
32	PONDICHERRY	218	 0.4%
33	DAMAN & DIU	37	 0.1%

---

Warning: these figures indicate the number of cases found in the data file. They cannot be interpreted as summary statistics of the population of interest.

## Others

---

### NOTES

Few state codes are wrong. They have been recoded with the same value except 0 as NR