

State (State)

File: Blocks 1,3,10_Household Characteristics

Overview

Type: Discrete Valid cases: 28533

Format: character Invalid: 0

Width: 2














Questions and instructions

LITERAL QUESTION

State

CATEGORIES

Value	Category	Cases	
02	Andhra Pradesh	2079	<input type="checkbox"/> 7.3%
03	Assam	1037	<input type="checkbox"/> 3.6%
04	Bihar	2280	<input type="checkbox"/> 8.0%
05	Gujarat	1140	<input type="checkbox"/> 4.0%
06	Haryana	426	<input type="checkbox"/> 1.5%
07	Himachal Pradesh	550	<input type="checkbox"/> 1.9%
08	Jammu & Kashmir	281	<input type="checkbox"/> 1.0%
09	Karnataka	1235	<input type="checkbox"/> 4.3%
10	Kerala	1066	<input type="checkbox"/> 3.7%
11	Madhya Pradesh	2110	<input type="checkbox"/> 7.4%
12	Maharashtra	2480	<input type="checkbox"/> 8.7%
13	Manipur	428	<input type="checkbox"/> 1.5%
14	Meghalaya	392	<input type="checkbox"/> 1.4%
15	Nagaland	204	<input type="checkbox"/> 0.7%
16	Orissa	1073	<input type="checkbox"/> 3.8%
17	Punjab	1038	<input type="checkbox"/> 3.6%
18	Rajasthan	1207	<input type="checkbox"/> 4.2%
19	Sikkim	229	<input type="checkbox"/> 0.8%
20	Tamil Nadu	1982	<input type="checkbox"/> 6.9%

21	Tripura	523	 1.8%
22	Uttar Pradesh	3320	 11.6%
23	West Bengal	1920	 6.7%
24	A & N Islands	239	 0.8%
25	Arunachal Pradesh	272	 1.0%
26	Chandigarh	44	 0.2%
27	Dadra & Nagar Haveli	80	 0.3%
28	Delhi	284	 1.0%
29	Goa	48	 0.2%
30	Lakshdweep	64	 0.2%
31	Mizoram	390	 1.4%
32	Pondicherry	80	 0.3%
33	Daman & Diu	32	 0.1%

Warning: these figures indicate the number of cases found in the data file. They cannot be interpreted as summary statistics of the population of interest.