

Last UAS Industry division code (B6_q20)

File: Block-6--Persons-Usual-activity- migration-Records

Overview









Type: Discrete Valid cases: 42984
Format: character Invalid: 0
Width: 1

Questions and instructions

LITERAL QUESTION

Last UAS Industry division code

CATEGORIES

Value	Category	Cases	
0	Agriculture, hunting, forestry and fish;~g	26332	 61.3%
1	Mining and Quarrying	237	 0.6%
2	Manufacturing	2287	 5.3%
3	Manufacturing	1023	 2.4%
4	Electricity, Gas and Water.	279	 0.6%
5	Construction.	1282	 3.0%
6	Wholesale and Retail Trade, Restaurants & Hotel	2383	 5.5%
7	Transport, Storage & Communi.	1211	 2.8%
8	Financing, Insurance, Real Estate and Business Self	572	 1.3%
9	Community, Social & Personal Services	7378	 17.2%

Warning: these figures indicate the number of cases found in the data file. They cannot be interpreted as summary statistics of the population of interest.

INTERVIEWER INSTRUCTIONS

For the persons assigned the activity status codes 11-51 (i.e., those categorized working), the appropriate industry division code will be recorded in column (20).