

## Last Residence type code (B6\_q16)

### File: Block-6--Persons-Usual-activity- migration-Records

#### Overview








Type: Discrete      Valid cases: 160519  
Format: character   Invalid: 0  
Width: 1

#### Questions and instructions

##### LITERAL QUESTION

Last usual residence - type( code)

##### CATEGORIES

Value	Category	Cases	
1	Rural area of the district	86985	 54.2%
2	Urban area of the same district	13545	 8.4%
3	Rural area of another district in the same state	23727	 14.8%
4	Urban area of another district in the same state	12760	 7.9%
5	Rural area of another state	11383	 7.1%
6	Urban area of another state	8921	 5.6%
7	Another country	3198	 2.0%

Warning: these figures indicate the number of cases found in the data file. They cannot be interpreted as summary statistics of the population of interest.

##### INTERVIEWER INSTRUCTIONS

The type of the last usual residence, i.e. whether it was rural areas of same district or urban areas of the same district or it was rural areas of another state, etc., will be ascertained and indicated in this column in terms of the specified code members.